



Simple. Natural. Hardwoods®

HARD MAPLE

Scientific Name: Acer Saccharum

Hard Maple is a highly regarded hardwood from both the Glacial and Appalachian regions, renowned for its hardness, strength, and the light-reflecting beauty of its fine grain. Its pale, creamy hue, occasionally tinged with reddish-brown, contributes to a clean, uniform aesthetic.

Hard Maple is valued for its exceptional durability and shock resistance, well-suited for high-traffic flooring, cabinetry, and various sporting venues including basketball courts and bowling alleys. Its fine grain takes a high polish and stains to emulate pricier woods, offering design flexibility across budgets. Available in various thicknesses and grades, it's a favored choice for both bespoke craftsmanship and manufacturing.

What's Hard Maple Used For?

- Flooring
- Cabinetry
- Furniture
- Paneling
- Tool Handles
- Cutting Blocks
- Sports Flooring
- Bowling Pins
- Baseball Bats



Why Hard Maple?

- Fine texture and straight grain
- Beautiful with a clear finish
- Hard and durable
- Dent-resistant longevity
- Stable workability
- Easy to finish

Quick Fact

Hard Maple's fine grain and ability to absorb stains uniformly allow it to replicate the appearance of more expensive woods, offering aesthetic versatility for upscale designs at a more accessible cost.



Learn More



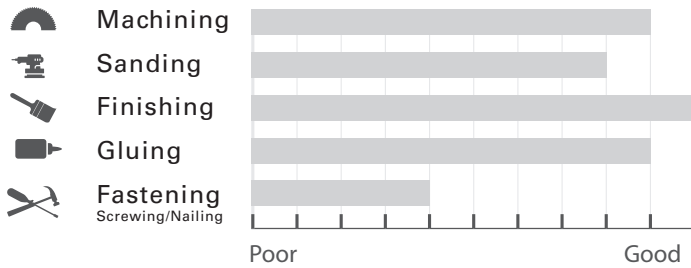
The mark of responsible forestry





Simple. Natural. Hardwoods®


Hard Maple



Weight per Bdft: 3.73
 Specific Gravity (Density): 0.64
 Hardness (Janka): 1450
 Bending Strength (MOR): 15800
 Bending Stiffness (MOE): 1830
 Dimensional Movement (Shrinkage): R 4.8%, T 9.9%



Grades We Offer




Superior White



Select White



Superior Brown



CAB White



CAB Brown



Rustic



#2A White

North American Hardwood Species Comparison Chart

Lumber (12% Moisture Content)	Machining	Sanding	Finishing	Gluing	Fastening Nailing/Screwing	Weight per bdft	Specific Gravity (Density)	Hardness (Janka)	Bending Strength (MOR)	Bending Stiffness (MOE)	Dimensional Movement (Shrinkage)	
											R (%)	T (%)
Alder	10	10	10	9	7	2.45	.41	590	9800	1380	4.4	7.3
Ash	9	10	9	8	6	3.56	.61	1320	15000	1740	4.9	7.8
Basswood	10	10	9	8	8	2.50	.37	410	8700	1460	6.6	9.3
Birch	10	8	10	8	2	3.53	.62	1260	16600	2010	7.3	9.5
Cherry	10	9	10	9	7	3.07	.52	950	12300	1490	3.7	7.1
Hickory	3	7	7	3	3	4.14	.67	1820	13700	1730	4.9	8.9
Hard Maple	9	8	10	9	4	3.73	.64	1450	15800	1830	4.8	9.9
PC Maple	9	9	10	9	5	2.74	.50	850	10700	1450	3.7	7.1
Soft Maple	8	9	10	9	5	3.19	.55	950	13400	1640	4.0	8.2
Red Oak (Northern)	10	10	9	9	7	3.64	.63	1220	14380	1761	4.0	8.6
White Oak	9	10	9	7	7	3.94	.68	1350	14380	1762	4.4	8.8
Poplar	9	8	10	9	6	2.81	.43	540	10100	1580	4.6	8.2
Walnut	9	8	9	7	7	3.36	.56	1010	14600	1680	5.5	7.8