



Simple. Natural. Hardwoods®

POPLAR

Scientific Name: Populus Spp

Yellow Poplar thrives in the Eastern United States, growing quickly and abundantly. This fast-growing hardwood is popular for its straight grain and uniform texture, qualities that make it excellent for painting and staining.

Poplar usually displays a light color palette that can feature green overtones, but can also have purple streaks. It will darken over time with UV exposure and appear tanned if areas are covered. Though softer than many hardwoods, Poplar is still durable enough for a range of uses and is particularly easy to machine. It's often chosen for carving, crafting detailed work without splitting, and is frequently used in the production of furniture, doors and architectural millwork for interiors.

What's Poplar Used For?

- Furniture
- Interior Doors
- Millwork
- Moulding
- Baskets
- Picture Frames



© The Wood Database



Why Poplar?

- Lightweight and soft
- Paint-friendly surface
- Smooth grain texture
- Cost-effective hardwood
- Durable and stable

Quick Fact

Poplar is the Swiss Army knife of hardwoods, often serving as an economical option for everything from construction to furniture.



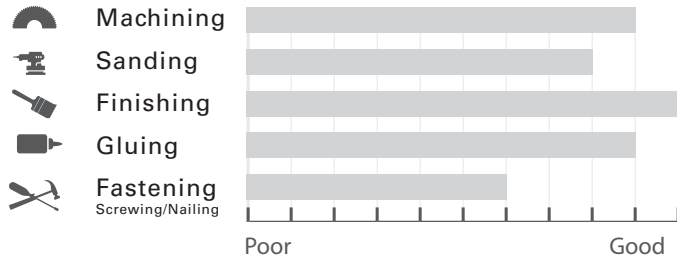
Learn More





Simple. Natural. Hardwoods®


Poplar




Weight per Bdft: 2.81
Specific Gravity (Density): 0.43
Hardness (Janka): 540
Bending Strength (MOR): 10100
Bending Stiffness (MOE): 1580
Dimensional Movement (Shrinkage): R 4.6%, T 8.2%




Grades We Offer



Prime



#1 Common



#2 Common

North American Hardwood Species Comparison Chart

Lumber (12% Moisture Content)	Machining	Sanding	Finishing	Gluing	Fastening Nailing/ Screwing	Weight per bdft	Specific Gravity (Density)	Hardness (Janka)	Bending Strength (MOR)	Bending Stiffness (MOE)	Dimensional Movement (Shrinkage)	
											R (%)	T (%)
Alder	10	10	10	9	7	2.45	.41	590	9800	1380	4.4	7.3
Ash	9	10	9	8	6	3.56	.61	1320	15000	1740	4.9	7.8
Basswood	10	10	9	8	8	2.50	.37	410	8700	1460	6.6	9.3
Cherry	10	9	10	9	7	3.07	.52	950	12300	1490	3.7	7.1
Hickory	3	7	7	3	3	4.14	.67	1820	13700	1730	4.9	8.9
Hard Maple	9	8	10	9	4	3.73	.64	1450	15800	1830	4.8	9.9
PC Maple	9	9	10	9	5	2.74	.50	850	10700	1450	3.7	7.1
Soft Maple	8	9	10	9	5	3.19	.55	950	13400	1640	4.0	8.2
Red Oak (Northern)	10	10	9	9	7	3.64	.63	1220	14380	1761	4.0	8.6
Oregon White Oak	9	9	9	8	8	4.34	0.72	1640	10200	1090	4.2	9.0
White Oak (Eastern)	9	10	9	7	7	3.94	.68	1350	14380	1762	4.4	8.8
Poplar	9	8	10	9	6	2.81	.43	540	10100	1580	4.6	8.2
Walnut	9	8	9	7	7	3.36	.56	1010	14600	1680	5.5	7.8
Yellow Birch	10	8	10	8	2	3.53	.62	1260	16600	2010	7.3	9.5