



Simple. Natural. Hardwoods®

PACIFIC COAST MAPLE

Scientific Name: Acer Macrophyllum

Pacific Coast Maple, known for its creamy color and even texture, is a versatile hardwood from the Pacific Northwest favored for its workability. It provides a warm, consistent backdrop for various finishes, suitable for modern and traditional designs alike.

Fine-grained and satiny, PC Maple is extremely stable, machines effortlessly, and is excellent for both hand and machine tool use. It achieves a smooth finish, absorbs stains uniformly, and is commonly used for interior elements like cabinetry and furniture, as well as specialty wood items.

What's PC Maple Used For?

- Cabinetry
- Furniture
- Millwork
- Mouldings
- Vanities



© Wood Castle

Why PC Maple?

- Versatile and cost-effective
- Substitute for Hard or Soft Maple
- Creamy color, satiny finish
- Fine grain, smooth texture
- Optimal strength-to-weight

Quick Fact

PC Maple's subtle hue variation from pale creamy white sapwood to light or dark reddish-brown heartwood adds natural versatility to its design applications.



Learn More



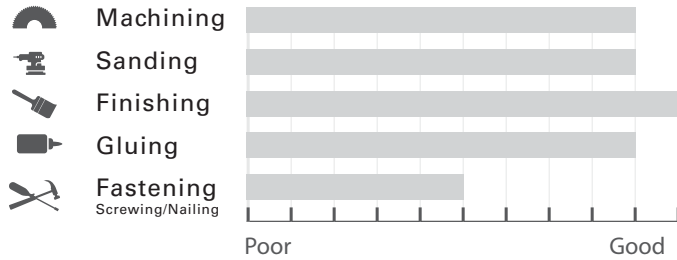
The mark of responsible forestry





Simple. Natural. Hardwoods®


PC Maple



Weight per Bdft: 2.74
 Specific Gravity (Density): 0.50
 Hardness (Janka): 850
 Bending Strength (MOR): 10700
 Bending Stiffness (MOE): 1450
 Dimensional Movement (Shrinkage): R 3.7%, T 7.1%



Grades We Offer



Select




#1 Shop



#2 Shop



Frame



#3 Shop

North American Hardwood Species Comparison Chart

Lumber (12% Moisture Content)	Machining	Sanding	Finishing	Gluing	Fastening Nailing/Screwing	Weight per bdft	Specific Gravity (Density)	Hardness (Janka)	Bending Strength (MOR)	Bending Stiffness (MOE)	Dimensional Movement (Shrinkage)	
											R (%)	T (%)
Alder	10	10	10	9	7	2.45	.41	590	9800	1380	4.4	7.3
Ash	9	10	9	8	6	3.56	.61	1320	15000	1740	4.9	7.8
Basswood	10	10	9	8	8	2.50	.37	410	8700	1460	6.6	9.3
Cherry	10	9	10	9	7	3.07	.52	950	12300	1490	3.7	7.1
Hickory	3	7	7	3	3	4.14	.67	1820	13700	1730	4.9	8.9
Hard Maple	9	8	10	9	4	3.73	.64	1450	15800	1830	4.8	9.9
PC Maple	9	9	10	9	5	2.74	.50	850	10700	1450	3.7	7.1
Soft Maple	8	9	10	9	5	3.19	.55	950	13400	1640	4.0	8.2
Red Oak (Northern)	10	10	9	9	7	3.64	.63	1220	14380	1761	4.0	8.6
Oregon White Oak	9	9	9	8	8	4.34	0.72	1640	10200	1090	4.2	9.0
White Oak (Eastern)	9	10	9	7	7	3.94	.68	1350	14380	1762	4.4	8.8
Poplar	9	8	10	9	6	2.81	.43	540	10100	1580	4.6	8.2
Walnut	9	8	9	7	7	3.36	.56	1010	14600	1680	5.5	7.8
Yellow Birch	10	8	10	8	2	3.53	.62	1260	16600	2010	7.3	9.5